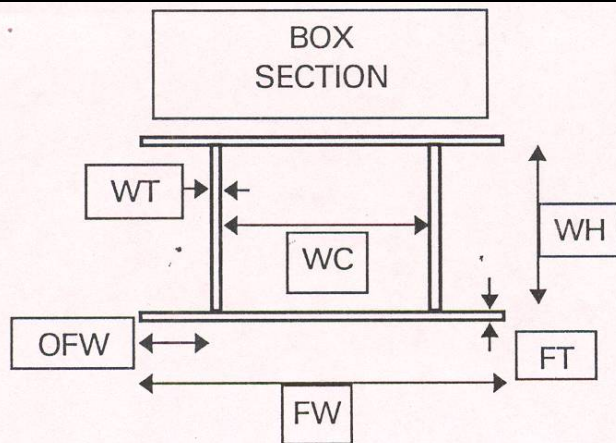


Dist- 02 ; Co- 01 -- ARKANSAS ; Rte- 00001 ; Sect/Zone- 00/G ; Log- 009.550 ; Str #- 21891



R/R CENTER SILL @ FULL DEPTH SECTION:

FW= 30" FT= 3/4"
WH= 21" WT= 7/16"
WC= 19 1/8" OFW= 5"

R/R CENTER SILL @ REDUCE SECTION:

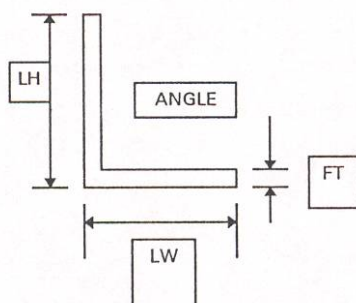
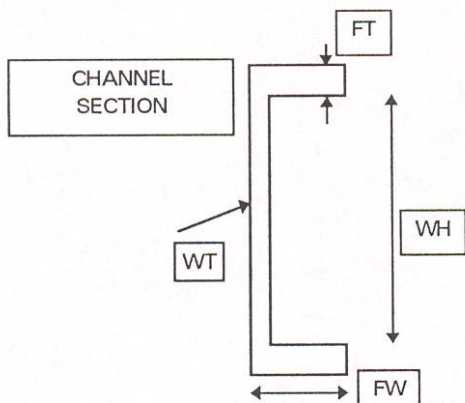
FW= Not Visible FT=
WH= Visible WT=

FLOOR BEAMS:

WH= WT=
FW= FT=

CROSS TIES:

WH= 5 3/4" WT= 1/4"
FW= 2 1/2" FT= 5/16"



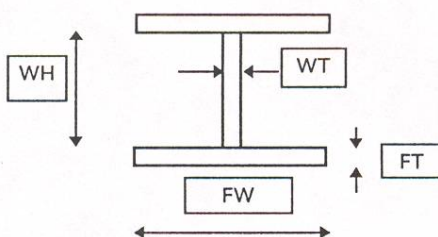
FLOOR BEAM KICKERS: 1/4"

LH= LW= FT=

STRINGERS:

LH= 2 3/4" LW= 2 3/4" FT= 1/4"

"I" or "H" BEAMS



FLOOR BEAMS:

FW= 4" FT= 3/16"
Ave. → WH= 12 1/2" WT= 3/16"

CROSS TIES:

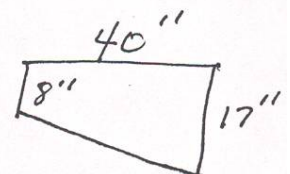
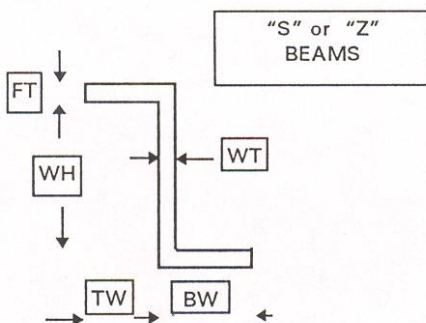
FW= FT=

SIDE SILLS:

TW= 5" BW= 2" FT= 3/8"
WH= 10 1/2" WT= 3/8"

STRINGERS:

TW= BW= FT=
WH= WT=



BRIDGE INSPECTION REPORT NBIS FORM III

Inspected by RLW / RHB

Date 12-14-2004

Dist- 02 ; Co- 01 -- ARKANSAS ; Rte- 00001 ; Sect/Zone- 00/G ; Log- 009.550 ; Str #- 21891